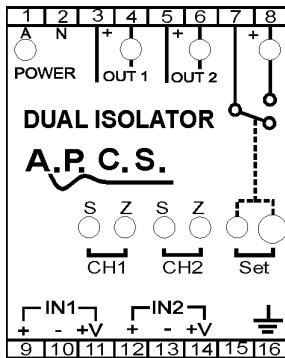


Inputs 33-34; Thermocouple, RTD v2 DI739



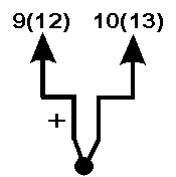
All the input options specified on this document can be applied to IN1 (input 1) and IN2 (input 2).

All input types for the DI937 can be mixed, for example IN1 could be 4-20mA while IN2 is thermocouple.

All pin number connections without brackets are for IN1 and while pin numbers with brackets are for (IN2).

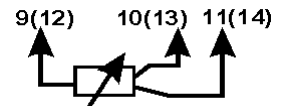
Thermocouple [33]

- Linearised: 0.2%
- Ambient operating temperature range: -10...+65°C.
- Cold junction compensation: 0.02% per °C C/J change.
- Input offset adjustment (Zero suppression): 200% of range.
- Internal Offset Adjust: ±50%.
- Input range: 4mV up to 80mV.
- Input impedance: > 1MΩ.



RTD [34]

- Required calibration range is factory configured.
- Temperature drift error: 0.02% / °C within operating range.
- Input range: 7Ω up to 230Ω (20°C up to 650°C, Pt100).
- Sensor excitation: 350µA.



In the interest of development and improvement, A.P.C.S. Pty. Ltd. reserve the right to amend, without notice, details contained in this publication. A.P.C.S. PTY. LTD. will accept no legal liability for any errors, omissions or amendments.