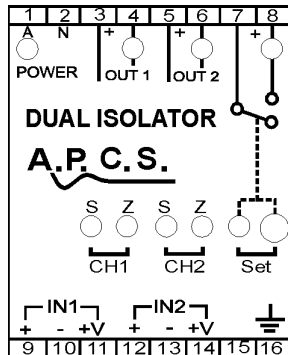


Inputs 61-65; Add, Subtract, min, MAX DI739



All the input options specified on this document can be applied to IN1 (input 1) and IN2 (input 2).

All input types for the DI937 can be mixed, for example IN1 could be 4-20mA while IN2 is thermocouple.

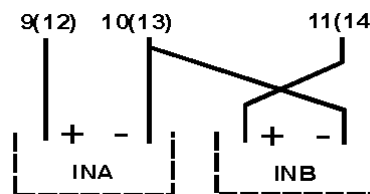
All pin number connections without brackets are for IN1 and while pin numbers with brackets are for (IN2).

Adder, 2 inputs 4-20mA floating [61]

This option is per channel; two floating signals are entering one channel. Signals connected to floating inputs must be electrically isolated from each other.

$$I_{OUT} = I_1 + I_2 \quad \text{OR} \quad I_{OUT} = \frac{I_1 + I_2}{2} \quad (\text{Average})$$

Input loads (4-20mA); $I_1 = 50 \text{ ohm}$, $I_2 = 50 \text{ ohm} + 0.7V$

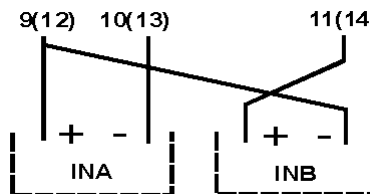


Subtractor, 2 inputs 4-20mA floating [62]

This option is per channel; two floating signals are entering one channel. Signals connected to floating inputs must be electrically isolated from each other.

$$I_{OUT} = I_1 - I_2$$

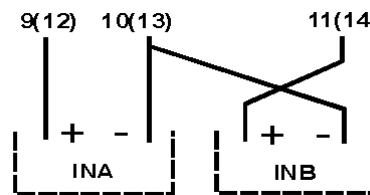
Input loads (4-20mA); $I_1 = 50 \text{ ohm}$, $I_2 = 50 \text{ ohm} + 0.7V$



MIN [64]/ MAX [65] select of 2 floating 4-20mA signals

This option is per channel; two floating signals are entering one channel. Signals connected to floating inputs must be electrically isolated from each other. The output signal will follow the lower or the higher of the two input signals.

Input load: 56 Ohm (4-20mA).



In the interest of development and improvement, A.P.C.S. Pty. Ltd. reserve the right to amend, without notice, details contained in this publication. A.P.C.S. PTY. LTD. will accept no legal liability for any errors, omissions or amendments.