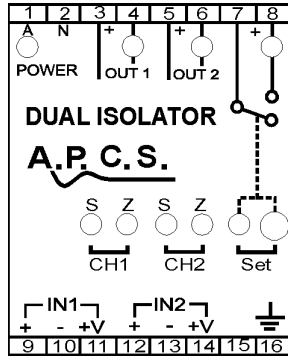


## Inputs 35-38; Frequency Inputs DI739



All the input options specified on this document can be applied to IN1 (input 1) and IN2 (input 2).

All input types for the DI937 can be mixed, for example IN1 could be 4-20mA while IN2 is thermocouple.

All pin number connections without brackets are for IN1 and while pin numbers with brackets are for (IN2).

### Frequency Inputs

Required calibration range is factory configured.

Calibration accuracy:

<0.2% of range.

Linearity:

<0.2% of range.

Ambient operating temperature range:

-20...+70°C.

Temperature drift error:

< 0.5% within operating range.

Response time for 0.5% ripple at 10% of signal:

$$T_{90} = \frac{20 \text{sec}}{F_{\text{max}}}$$

Internal offset adjustment:

±50% typical.

Input range:

5Hz up to 5kHz.

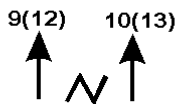
Input level:

0.1Vpp sine up to 50Vdc pulse.

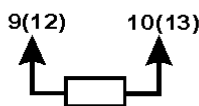
Excitation for NAMUR sensor:

5V/1mA (or contact).

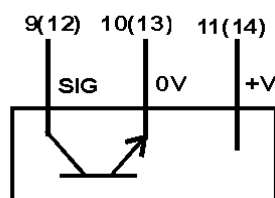
Sine, Triangle, Square, Pulse [35]



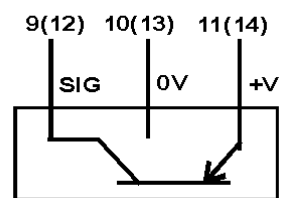
NAMUR, Contact [36]



NPN Prox 20V [37]



PNP Prox 20V [38]



In the interest of development and improvement, A.P.C.S. Pty. Ltd. reserve the right to amend, without notice, details contained in this publication. A.P.C.S. PTY. LTD. will accept no legal liability for any errors, omissions or amendments.