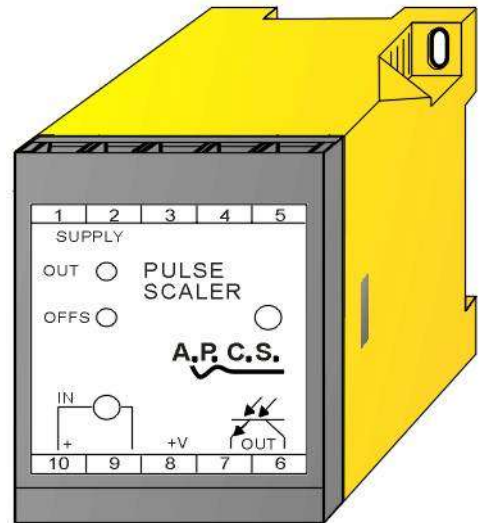


Pulse Scaler (v3) PLS154

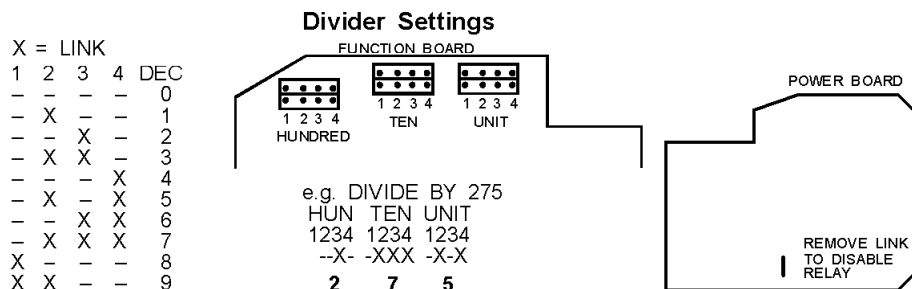
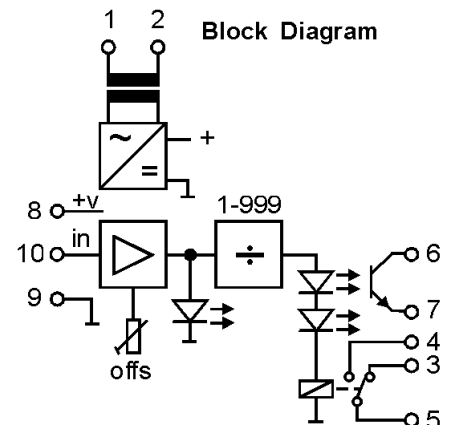
DESCRIPTION

The PULSE SCALER PLS154 is for applications where an input pulse rate is required to be proportionally reduced. A divisor from 1 to 999 in steps of 1 is set via an internal three-decade divider. The input to the pulse scaler can be any type of wave shape from 2 to 50Vpp as well as proximity sensor or contact. Provision has also been made for non-zero based inputs. A 15-turn trimpot (OFFS) is available for field setting of the trigger source level. An auxiliary supply is also available for inputs such as proximity sensors (10mA max). Maximum frequency to the Pulse Scaler is 5kHz. The Pulse Scaler output is fully isolated, available via a change over contact and/or an open collector transistor. For applications where the pulse rate output is too fast for relay operation or relay output is not required, an internal link may be factory or field removed to disable the relay. Maximum relay output frequency is 20Hz. Maximum open collector transistor output is 1.2kHz (150 ohm @ 15V). If an output greater than 1.2kHz is required then an optional non-isolated 15V pulse can be made available. Various power supply choices are available ranging from 240Vac down to 8Vdc, all provide power isolation. The PLS154 is factory set to the required divisor setting, however, should this setting need to be changed internal links provide easy field re-calibration. The PLS154 can also be cascaded for applications where a divisor of >1000 is required.



General Specifications

Size:	52 W x 70 H x 110 D (mm).
Mounting:	DIN-Rail, gear plate.
Termination:	Screw terminals on front.
Protection class:	IP40 (IP65 Enclosure opt.).
Weight:	0.300 kg.
Housing material:	Polycarbonate.
Operating temperature:	0 - 60°C.
Input pulse types:	0.2Vpp sine, DC pulse, proximity sensor.
Input:	5kHz (max.) (up to 50kHz conditional).
Input / output isolation:	1000Vac r.m.s. / 1500Vdc
Output contact:	(5A/240Vac) resistive
	20Hz (max.) [20mS pulse].
Output transistor:	Open collector NPN
	(80V, 100mA max)
	1.2kHz (max.) Isolated [600µS pulses].
Output option 3:	15Vdc Pulse NON ISOLATED, 10kHz
	max. [20µS pulse].
Power requirements:	ac supply 4W, dc supply 3W.
Power supply isolation:	2kV r.m.s.
Electromagnetic compatibility:	Complies with AS/NZS 4251.1 (EN 50081.1)



For input / output combinations refer to TYPE NO. DESIGNATION overleaf.

TYPE NO. DESIGNATION

Power Supply:

- | | |
|-------------------------|------------------------------|
| 1 = 240V, 50/60Hz ±10%. | *) 6 = 8 - 60Vdc Isolated. |
| 2 = 120V, 50/60Hz ±10%. | *) 7 = 48Vdc (use '6'). |
| 3 = 24V, 50/60Hz ±10%. | *) 8 = 60 - 240Vdc Isolated. |
| *) 5 = 12Vdc (use '6'). | *) 9 = Other (Specify). |

Input:

- 1 = Low level sine or sawtooth (200mVpp - 20Vpp).
- 2 = 24Vdc pulse external source (0.2 - 50Vdc).
- 3 = NAMUR proximity sensor or contact, 8V auxiliary.
- 4 = 3-wire NPN proximity sensor, 15V auxiliary.
- 5 = 3-wire PNP proximity sensor, 15V auxiliary.
- 6 = 3-wire NPN proximity sensor, 24V auxiliary.
- 7 = 3-wire PNP proximity sensor, 24V auxiliary.
- 8 = 2-wire 24Vdc/ac proximity sensor, 24V auxiliary
- *) 9 = Other Sensor (Specify).

Output:

- 1 = Change over contact 5A/240Vac resistive + Open Collector NPN Transistor.
- 2 = Open Collector NPN Transistor (80V/100mA max) + [Relay disabled].
- 3 = 15V Pulse, non-isolated from input.
- *) 9 = Other (Specify).

Divider Setting:

001 . . . 999 (Specify) eg. setting of 54 = XXX054X.

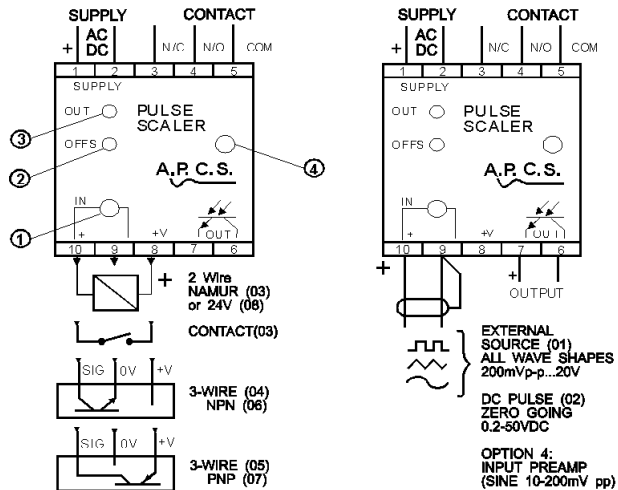
Options:

- 0 = None.
- *) 2 = Relay contact 16A/250Vac resistive.
- *) 4 = Master reset function push button fitted.
- *) 5 = Flip-Flop output (50% M.S. Ratio).
- *) 6 = High input frequency. >5kHz (Specify).
- *) 7 = Stretched output pulse (Specify).
- *) 9 = Other (Specify).

Front Panel Controls

1. Input Pulse Indicator.
2. Input Offset Adjustment.
3. Output Pulse Indicator.
4. Relay Pulse Indicator.

Connection Diagrams



*) Price Extra..

In the interest of development and improvement, A.P.C.S. Pty. Ltd. reserve the right to amend, without notice, details contained in this publication. A.P.C.S. PTY. LTD. will accept no legal liability for any errors, omissions or amendments.